

RESOLUTION NO. 1856

A RESOLUTION OF THE CITY OF COLUMBIA FALLS, MONTANA, LEVYING ASSESSMENTS UPON PROPERTY WITHIN SPECIAL IMPROVEMENTS DISTRICTS TO DEFRAY THE COST OF SAID SPECIAL IMPROVEMENT DISTRICTS FOR THE FISCAL YEAR 2021-22

WHEREAS, annual special assessments are made on properties within the lighting and city-wide street maintenance districts for the purpose of assessing each property owner therein for the allocated share of the cost of the street lighting and street maintenance.

NOW, THEREFORE, BE IT RESOLVED BY THE CITY COUNCIL OF COLUMBIA FALLS, MONTANA AS FOLLOWS:


Section One: That there is hereby levied and assessed against each lot or parcel of land within each Special Improvement District of the City of Columbia Falls, Montana, a special assessment to defray the costs of the maintenance within such districts for the fiscal year beginning July 1, 2021 and ending June 30, 2022. The assessments to defray the costs thereof are against the lots or parcels of land as are designated, described and listed in the resolution of assessment establishing each of said districts and as the same may be expanded, which lots or parcels of land are all described or listed on the Special Assessment Roll which is on file in the office of the City Clerk, City of the Columbia Falls, Montana.

Section Two: That the FY 2021-2022 Special Assessments in total amounts are:


Street Lighting District	\$ 30,049
Street Maintenance District	\$316,000

PASSED AND ADOPTED BY THE CITY COUNCIL OF THE CITY OF COLUMBIA FALLS, THIS 16<sup>th</sup> DAY OF AUGUST, 2021. THE COUNCIL VOTING AS FOLLOWS:


AYES: Robinson, Shepard, Fisher, Karper, Lovering, Piper and Barnhart  
NOES: None  
ABSENT: None


  
City Clerk

APPROVED BY THE MAYOR OF COLUMBIA FALLS, MONTANA, THIS 16th DAY OF AUGUST, 2021.

  
Mayor

ATTEST:

  
City Clerk



## HISTORY – SPECIAL MAINTENANCE DISTRICTS

### STREET MAINTENANCE DISTRICT City-Wide Square Footage

FY 87/88	\$78,000 New/Creation
FY 88/89	\$ 74,315
FY 89/90	\$ 77,999
FY 90/91	\$ 75,000
FY 91/92	\$105,000
FY 92/93	\$105,000
FY 93/94	\$110,000
FY 94/95	\$100,000
FY 95/96	\$110,000
FY 96/97	\$136,000
FY 97/98	\$152,000
FY 98/99	\$152,000
FY 99/2000	\$162,990
FY 00/01	\$181,281
FY 01/02	\$194,500
FY 02/03	\$194,800
FY 03/04	\$212,000
FY 04/05	\$228,245
FY 05/06	\$234,813
FY 06/07	\$258,260
FY 07/08	\$279,420
FY 08/09	\$310,000
FY 09/10	\$310,000
FY 10/11	\$301,000
FY 11/12	\$301,000
FY 12/13	\$301,000
FY 13/14	\$301,000
FY 14/15	\$301,000
FY 15/16	\$301,000
FY 16/17	\$301,000
FY 17/18	\$301,000
FY 18/19	\$301,000
FY 19/20	\$316,000
FY 20/21	\$316,000
FY 21/22	\$316,000

302 – Street Maintenance District  
= \$0.00777532314 per sq ft  
40,641,397.70 Square Footage

### LIGHTING DISTRICT Front Footing / Specified Areas

FY 87/88	\$10,349
FY 88/89	\$14,200
FY 89/90	\$16,000
FY 90/91	\$11,000
FY 91/92	\$12,000
FY 92/93	\$ 9,000
FY 93/94	\$12,000
FY 94/95	\$11,000
FY 95/96	\$14,500
FY 96/97	\$14,500
FY 97/98	\$14,500
FY 98/99	\$14,500
FY 99/2000	\$15,500
FY 00/01	\$15,500
FY 01/02	\$15,800
FY 02/03	\$15,800
FY 03/04	\$32,500
FY 04/05	\$31,500
FY 05/06	\$27,500
FY 06/07	\$33,000
FY 07/08	\$40,000
FY 08/09	\$40,000
FY 09/10	\$40,000
FY 10/11	\$40,000
FY 11/12	\$40,000
FY 12/13	\$40,000
FY 13/14	\$40,000
FY 14/15	\$40,000
FY 15/16	\$33,928
FY 16/17	\$33,928
FY 17/18	\$33,928
FY 18/19	\$33,349
FY 19/20	\$30,049
FY 20/21	\$30,049
FY 21/22	\$30,049

301 – Special Lighting District  
= \$0.1264016963 per front foot  
237,726.24 Front Footage